

## Standard Features



### High-Flow Pumps

Designed to meet the rapid cooling requirements of injection mold cooling, our energy-efficient pumps provide the best flow available in the industry. Sizes are ¾ HP and 2 HP. Silicon carbide pump seals are standard.

### Long-Life Heaters

Incoloy sheathed heater elements provide for the best combination of performance and longevity with better corrosion resistance than copper or stainless steel heaters.

### Leak-Proof Pump/Heater Assembly

Heavy-duty cast-iron pumps, heater tubes, and mixing tubes with O-ring seals reduce threaded fittings that can cause internal pressure losses and are prone to leaks.

### Long-Life Pump Seals/Internal Flushing System

High-temperature pump seals, with an integral flush system and turbulence ribs inside the seal chamber, extend seal life and are more energy efficient than external seal flush lines.

### High-Performance Solenoid Valves

Fast-acting solenoid valves respond quickly and precisely to any sudden changes in the process and ensure consistent mold temperatures all the time.

### 24 VDC Control-Circuit Power

Dependable and safe control circuit power, isolates the control circuit from static interference for stable and precise operation.

### Tilted Front Panel

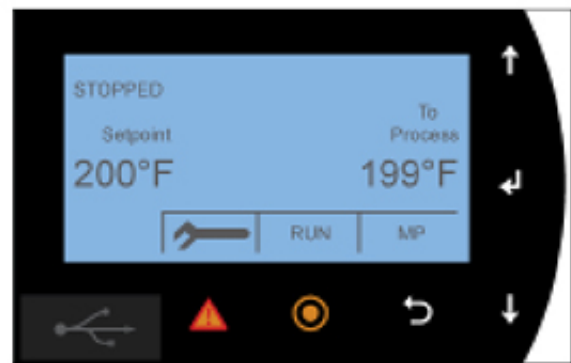
Conveniently angled for optimal viewing, quick and easy monitoring and adjustment of the set point and other control functions.

### Pressure Gauges

Large easy-to-read supply and return water pressure gauges located on the top of the unit provide easy monitoring of the mold circuit and unit performance.

### Intelligent Air Purge with 120°F Air Purge Cancel

At start-up our automatic air purge sequence deactivates when the mold circuit is above 120°F to avoid cooling of the mold during temporary power interruptions.



Standard PLC Controller

### Controller

Easy to use LCD screen with adjustable parameters offers exact temperature control. Data includes:

- Set point and actual temperature
- Pump running hours display
- Temperature deviation alarms and warnings
- Adjustable alarm delay time
- Tracks heater contactor life
- Machine diagnostics
- Selectable control tuning levels

### Pump and Heater Running Hours Display

Running hour meters for both pump and heater provide a quick and easy way to check on total machine run time to better plan for routine maintenance.

### Temperature Deviation Warnings and Alarms

Provides a visual alert of a potential problem before a fault occurs. If the condition worsens, the alarm sounds and the unit stops to prevent equipment damage.

### Adjustable Deviation Alarm Time Delays

A programmable alarm time delay eliminates nuisance alarms at start-up by allowing the unit to reach a stable temperature before activating the temperature alarms.

# Aquatherm RQT Standard Temperature Controller

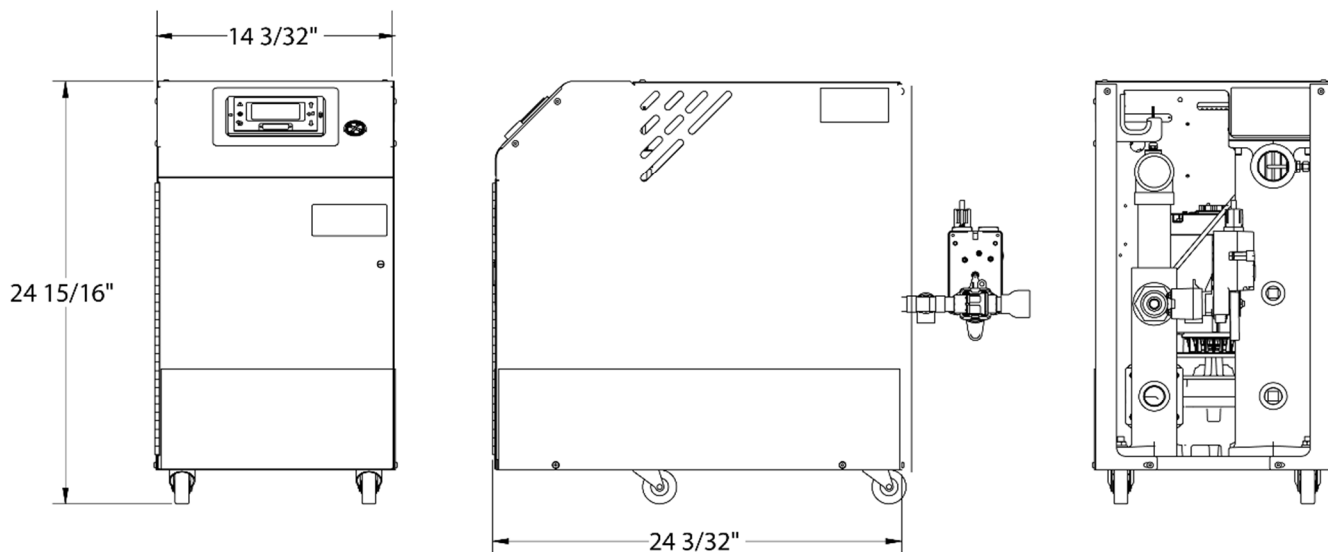
## Supply and Return Temperature Display

Continuous display of the set point and supply temperatures and ability to check the return temperature for complete monitoring of the process and unit operation.

Model	Heating Capacity kW	Pump Performance			Unit FLA 460V	Ship Weight (lbs)
		hp	gpm	psi		
RQT1208	12	3/4	50	20	16.6	240
RQT1220	12	2	75	30	18.1	250

The standard set point range is 40°F to 250°F.

## Dimensions



## Available Options

### Mold Purge

Quickly evacuates fluid from the process circuit and depressurizes, allowing for faster and cleaner disconnection of the unit.

### Stacking Rack

Saves floor space by stacking two units.

## Warranty

3 year parts and labor

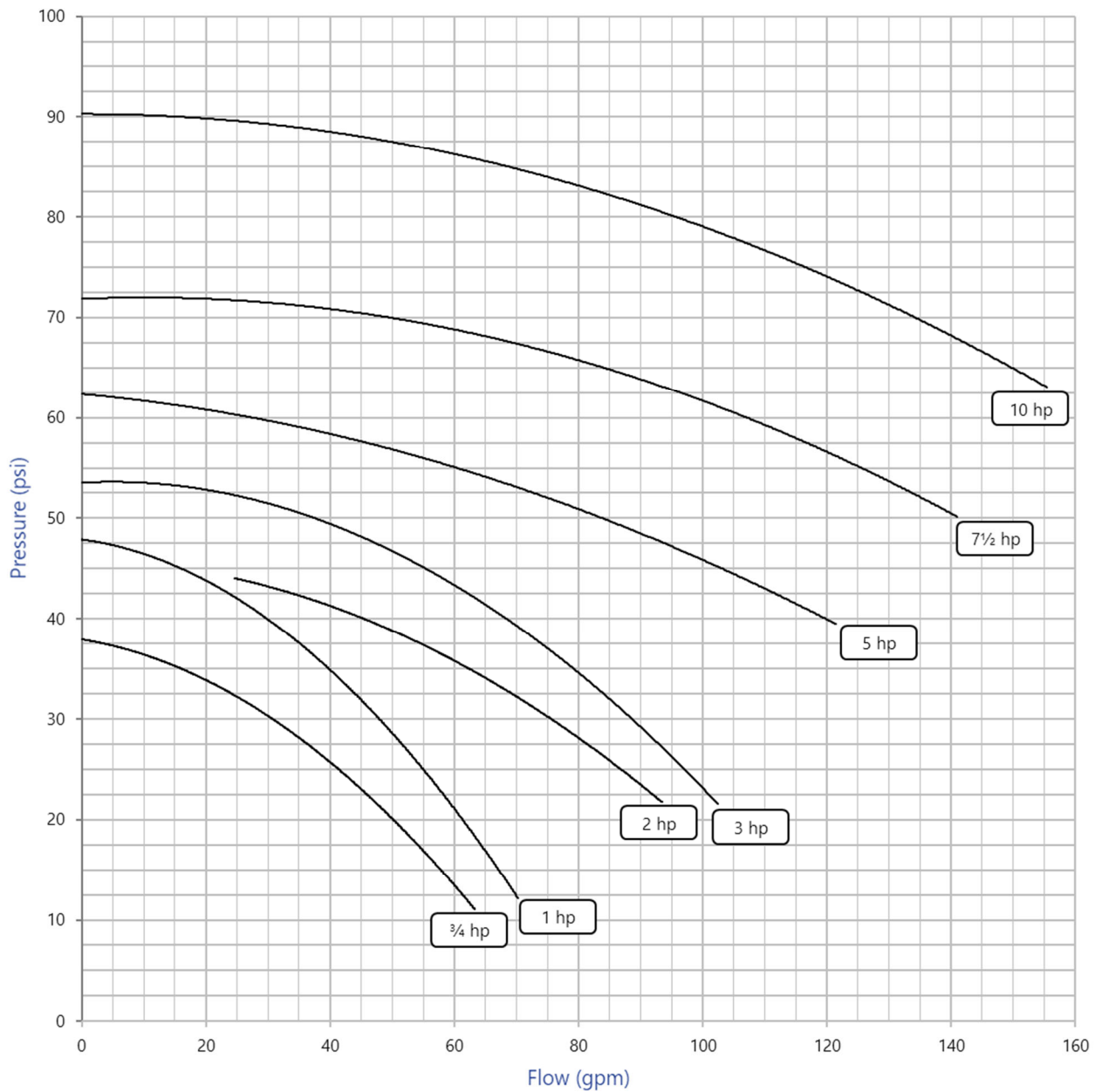
Lifetime pump/heater casting

Lifetime standard pump seal

# Aquatherm RQT Standard Temperature Controller

## Net Pump Performance

Based on Water at 50°F, 60 Hz



PiovanGroup

5680 W. Jarvis Ave • Niles, IL 60714  
847.966.2260 • sales@thermalcare.com  
[www.thermalcare.com](http://www.thermalcare.com)

January 2024

**Thermal Care is ISO-9001 Certified**  
Manufacturer reserve the right to change specification  
or design without notification or obligation

RQT Standard Specification 02